



District Report Card: 2017


State: Odisha	District: Ganjam
Class: 3	Subject: Language
Schools: 61	Students: 1010


Participation/Coverage


Students

<div>GENDER</div> <div></div>	Boys				Girls			
	Number		%		Number		%	
	504		49.90		506		50.10	

<div>AREA</div> <div></div>	Rural				Urban			
	Number		%		Number		%	
	926		91.68		84		8.32	

<div>CATEGORY</div> <div></div>	SC		ST		OBC		GEN	
	Number	%	Number	%	Number	%	Number	%
	339	33.56	27	2.67	611	60.50	33	3.27

<div>CWSN</div> <div></div>	LD	VI	HI	S&LD	ID	Oth
	4	5	0	2	4	5

<div>Management</div> <div></div>	Government			Government-aided		
	Number		%	Number		%
	1010		100.00	0		0.00

Average Performance of Students in Language (%)

Overall	Gender		Area		Management		Social Group			
	Male	Female	Rural	Urban	Govt.	Aided	SC	ST	OBC	GEN
69.75	69.56	69.93	70.03	66.67	69.75	0.00	68.44	66.42	70.38	74.34

Performance on Learning Outcomes (LOs)

Learning Outcomes	Description	Average Performance(%)
L304	Reads small texts with comprehension i.e., identifies main ideas, details, sequence and draws conclusions	69.88
L312	Reads printed scripts on the classroom walls: poems, posters, charts etc.	69.49

Range of Performance of Students who Answered Correctly							
Below 30%		30% - 50%		50% - 75%		Above 75%	
Number	%	Number	%	Number	%	Number	%
40	3.96	106	10.50	410	40.59	454	44.95

Lowest Performing Learning Outcomes (LOs)

- 1 - Reads printed scripts on the classroom walls: poems, posters, charts etc. (69.49)
- 2 - Reads small texts with comprehension i.e., identifies main ideas, details, sequence and draws conclusions (69.88)